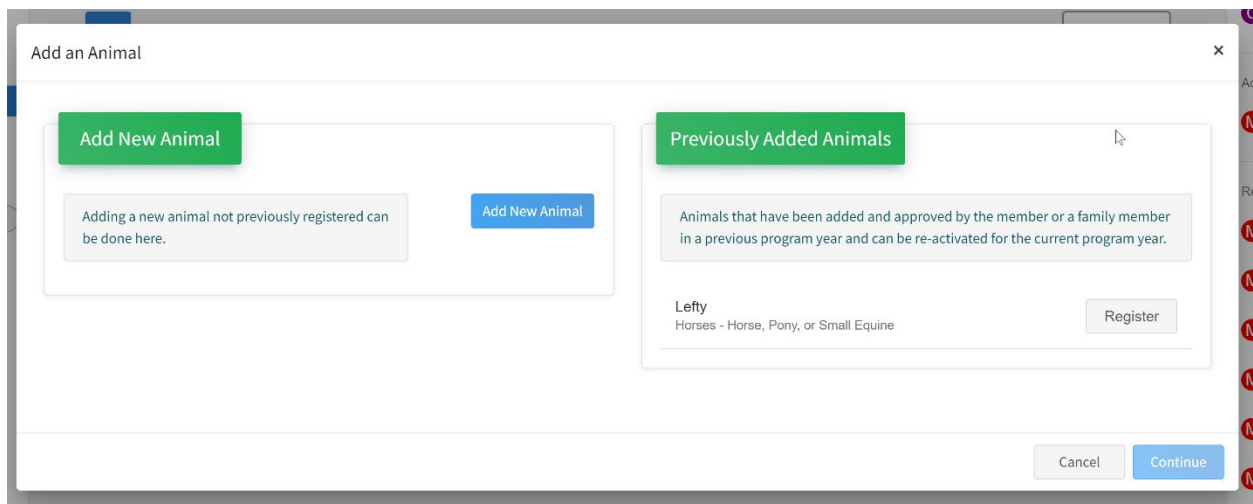


Helpful Hints for uploading Ohio State Fair Junior Horse Show Requirements

Each participant must have a 4HOnline account. Please see the link below to create a 4HOnline account.

https://union.osu.edu/sites/union/files/imce/Program_Pages/4H/New%20Family%20Enrollment%20Step%20by%20Step.pdf

Once an account is created, you will need to add an animal to the 4-Her's account for the current year.

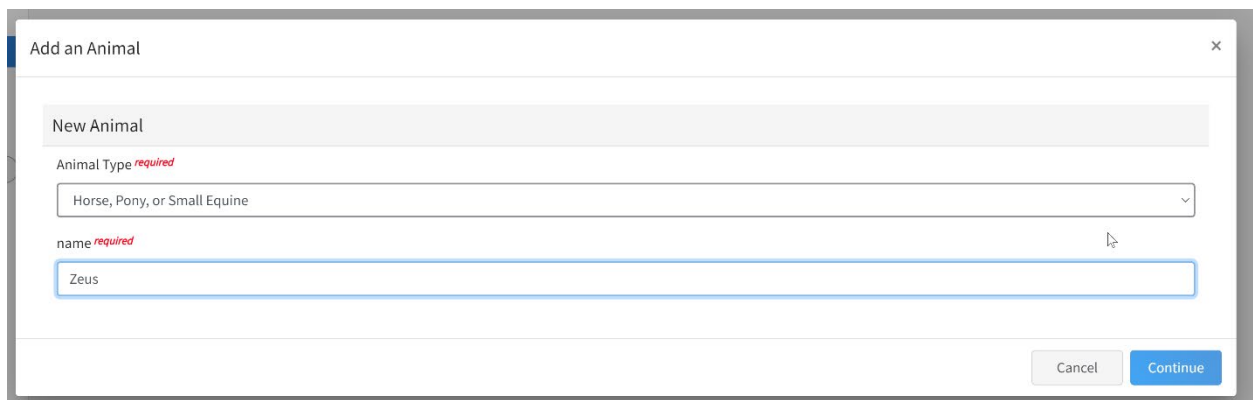


The screenshot shows a modal window titled "Add an Animal" with a close button (X) in the top right corner. It contains two main sections:

- Add New Animal:** A green header box. Below it, a light gray box contains the text "Adding a new animal not previously registered can be done here." To the right of this box is a blue button labeled "Add New Animal".
- Previously Added Animals:** A green header box. Below it, a light gray box contains the text "Animals that have been added and approved by the member or a family member in a previous program year and can be re-activated for the current program year." Below this text is a form with the label "Lefty" and "Horses - Horse, Pony, or Small Equine". To the right of this form is a "Register" button.

At the bottom right of the modal are two buttons: "Cancel" and "Continue".

Select "Add New Animal" and select "Horse, Pony or Small Equine" for Animal Type. After entering that information, select "Continue" at the bottom of the screen to move to the next page.



The screenshot shows the "Add an Animal" modal window with the "New Animal" section selected. It features the following fields:

- Animal Type *required*:** A dropdown menu with "Horse, Pony, or Small Equine" selected.
- name *required*:** A text input field containing the name "Zeus".

At the bottom right of the modal are two buttons: "Cancel" and "Continue".

Next, fill out the animal information. If information is unknown in the required fields, please put N/A or Unknown in those fields.

1

Questions

2

Files

3

Confirm

Animal

Animal Age

7

Age

Animal Name *required*

Frosty

Name

Animal Birthdate *required*

4/29/2015

Birth Date

Breed *required*

Quarter Horse

Breeder Name *required*

N/A

Coggins Test Date

4/13/2022

Colors And Markings *required*

Bay Roan, No Markings

County Raised

☐ Yes

☒ No

Height

15.1

Height (in Hands)

Member Intends To Show At State *required*

☒ Yes

☐ No

Owned Or Leased *required*

Owned

Owned or Leased

Owner Name *required*

D. Seltner

OwnerName

Animal Gender *required*

Female

Sex

Type of Pet *required*

Horse

Horse, Pony, or Small Equine

BackNext

Once this information is complete, click “Next” to upload files. Please note that 4HOnline requires photos of the animal. This is also the section where the Out-of-County PAS Approval Form (if applicable), Coggins test results, and State Fair Stall Receipt will be uploaded. Currently, JPEG or PDF files can be uploaded for horse identification, but a PDF file must be used for the Coggins Documentation.

Out-of-County PAS Form

No Image Selected

Upload

Coggins Documentation


No Image Selected

Upload

Once files are uploaded, they will appear as pictured below.

Files

Animal Photo - Front




Overwrite

Download

Delete

Animal Photo - Left



Overwrite

Download

Delete

Out-of-County PAS Form

PDF

Overwrite

Download

Delete

Once all forms have been uploaded, click “Next” to review your entry. If all information is correct, click “Submit” to upload all your forms to 4HOnline.